



## AL KAMEL SYSTEMS PPTracker System

---

Timekeeping Services | Race Control Solutions | TV Graphics | Rally Tracking  
Security Services | Road Book Services | Radio Systems | Turnkey Projects

The PPTracker System provided by Al Kamel Systems is the official and mandatory Rally Tracking system for the 28 Rallye de la Nucia Mediterraneo event belonging to the Spanish Super Rally Championship. Next, you will be able to observe and consult the installation manual of the PPTracker device.



The PPTRACKER device is a GPS tracking and signaling system designed for rallies and off-road competitions. The purpose of this equipment is to improve the safety and visibility of the competition teams in this type of event.

Competition vehicles must present themselves at Scrutineering with the installation kit supplied by Al Kamel Systems assembled according to the instructions in this manual.



Photo 1. PPTracker device

THESE ELEMENTS THAT WE DETAIL IN THIS MANUAL ARE THE COMPONENTS OF THE INSTALLATION KIT PROVIDED BY AL KAMEL SYSTEMS THROUGH ITS E-COMMERCE WEB PAGE AND THAT EACH VEHICLE MUST REQUEST




Photo 2. METAL SUPPORT MAIN DEVICE Ref. AKS 4069



Photo 3. ANTENA DUAL GPS+LTE Ref. AKS 4072

THESE ELEMENTS THAT WE DETAIL IN THIS MANUAL ARE THE COMPONENTS OF THE INSTALLATION KIT PROVIDED BY AL KAMEL SYSTEMS THROUGH ITS E-COMMERCE WEB PAGE AND THAT EACH VEHICLE MUST REQUEST



**Photo 4. CABLE 2 MTS GPS ANTENNA CABLE TO MAIN  
DEVICE Ref. AKS 4063**



**Photo 5. CABLE 2 MTS LTE ANTENNA CABLE TO MAIN  
DEVICE Ref. AKS 4064**

THESE ELEMENTS THAT WE DETAIL IN THIS MANUAL ARE THE COMPONENTS OF THE INSTALLATION KIT PROVIDED BY AL KAMEL SYSTEMS THROUGH ITS E-COMMERCE WEB PAGE AND THAT EACH VEHICLE MUST REQUEST



Photo 6. MAIN DEVICE POWER CABLE Ref. AKS 4070



Photo 7 AUTOMOTIVE CONNECTOR KIT Ref. AKS 4066

# CONNECTION SCHEME

The equipment supplied by Al Kamel Systems must be powered from the vehicle's battery. The voltage must be between 9V and 15V. It is strictly forbidden to install any switch or circuit breaker between the equipment and the battery, the power supply must be direct and only interrupted by the Master Switch of the vehicle.

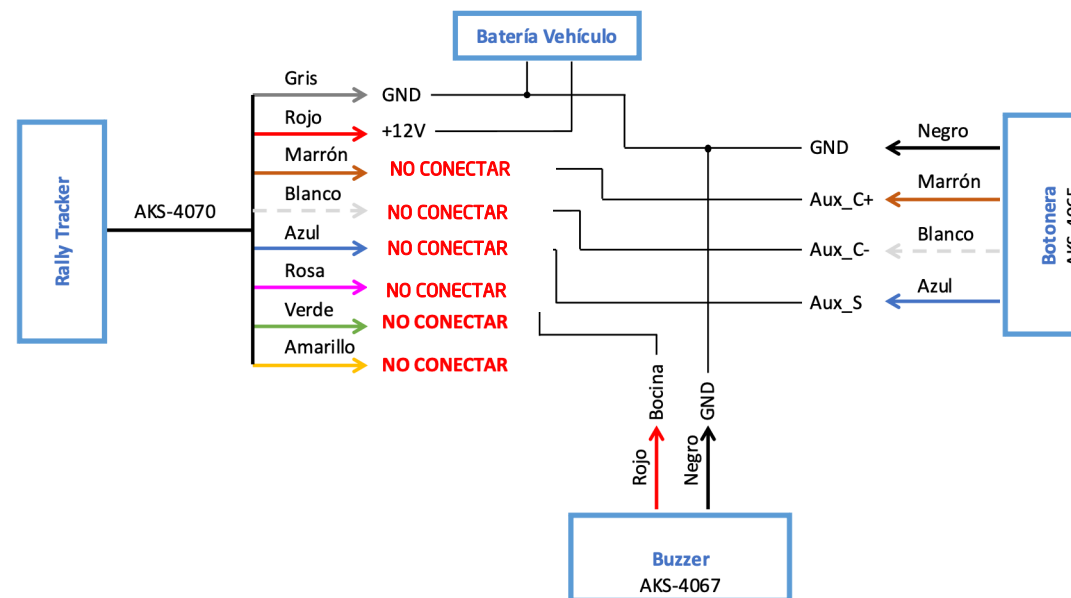


Photo 8 PPTRACKER POWER SUPPLY CONNECTION DIAGRAM



The PPTRACKER device will be installed by Al Kamel Systems personnel in the support installed in the central area of the passenger compartment, near the control panel or dashboard as shown in the photograph. The device must be visible to both crew members, so that the information or messages on the main screen can be read.



Photo 9. DEVICE INSTALLED IN THE CENTRAL AREA OF THE COMPETITION VEHICLE



The DUAL antenna (GPS and LTE) will have to be installed outside the vehicle, specifically on the roof. The location outside, in contact with the bodywork, helps to improve the reception of the signal received by the vehicle.  
Extensions of two meters are also supplied for a better installation.



Photo 10. ANTENA DUAL (GPS & LTE)

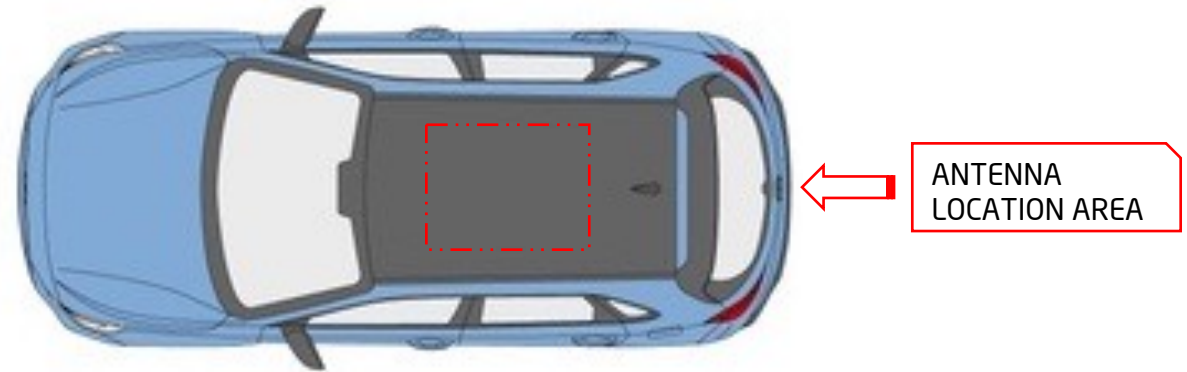



Photo 11. CORRECT LOCATION FOR ANTENNA INSTALLATION

To request the KIT, you must process it through the Al Kamel Systems E-commerce. The kit will not incur any cost, only the amount of the shipment or request to pick it up at the event, and they must pay a deposit of €150.00 through E-commerce, which will be returned at the end of the race with the return of the kit or after the end of the season.

<https://store.alkamelsystems.com/es/55-rally-tracker>



We solve our clients' matters.

Al Kamel Systems S.L.

Tel: +34 935 100 480

Email: [info@alkamelsystems.com](mailto:info@alkamelsystems.com)

